

ग्रीष्मकालीन गृहकार्य



Summer Vacation Homework




SESSION:2026-27

कक्षा – सात

Class :7

S.NO	SUBJECT	PAGE NO
01	HINDI/हिंदी	02
02	SOCIAL SCIENCE	03
03	ENGLISH	04
04	MATHEMATICS	05
05	SCIENCE	06
06	SANSKRIT	07
07	COMPUTER	08



विषय: हिंदी

निम्नलिखित प्रश्नों के उत्तर लिखें .

- भारतीय संगीतकारों पर एक मॉडल तैयार करें। (चार्ट पेपर/थर्मिकोल शीट में पेस्ट करें)
- भारतीय ऋतु चक्र पर एक प्रोजेक्ट तैयार करें।
- अपनी पाठ्यपुस्तक मल्हार से किसी एक पाठ या हिंदी व्याकरण में से किसी एक विषय पर 10 स्लाइड की एक पीपीटी बनाए।
- मौखिक कार्य –
- माँ कह एक कहानी, तीन बुद्धिमान, भाषा, लिपि और व्याकरण के पाठ कंठस्थ करें।



Subject: Social Science

1. Notes Preparation

- Make proper notes of Chapter 1.
- Make proper notes of Chapter 2.
- Revise both chapters properly.

2. Chart Work

- On a chart paper, make a drawing/painting of the Physiography of India.

- Show and label the following divisions:

- Himalayan Mountains
- Northern Plains
- Peninsular Plateau
- Indian Desert
- Coastal Plains
- Islands

3. Model / Working Model (Make Any One)

Water Related Models:

1. Different methods to save water (working model)
2. Demonstrate water conservation
3. Rainwater harvesting model
4. Water cycle model

Geography Models:

5. Physiography of India model
6. Work of river model
7. Work of wind model

Social Life Model:

8. Village versus city life model

Historical Models:

9. Taj Mahal model
10. Qutub Minar model

Important Instructions:

- Work should be neat and clean.
- Use colours and proper labelling in charts and models.
- Write notes in good handwriting.



SUBJECT – ENGLISH

Q1. Write a paragraph on the following topics with pictures.

- (a) Democracy.
- (b) My Best Friend.
- (c) Corruption in Public Life.

Q2. Prepare a PPT on any one of the following topics with the help of informative slides.

- (a) Computer Education
- (b) Science and Technology

Q3. Write a letter to your friend giving an account of the annual prize distribution of your school.

Do not Exceed 120 words.

Q4. Prepare a chart on any one of the parts of speech, Tenses and figure of speech.

Q5. Read English Newspaper daily. Collect 10 important news and write in the file sheet.

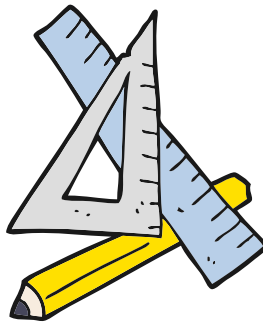
Q6. Read any two books during the summer vacation and attempt a summary of each of them.

Q7. Learn 20 new words along with their correct meaning. Make a list of them along with picture and

Frame one sentence each for the same.

Q8. Write the diary pages during the summer vacation.

Q9. Prepare a Model related to Tenses.



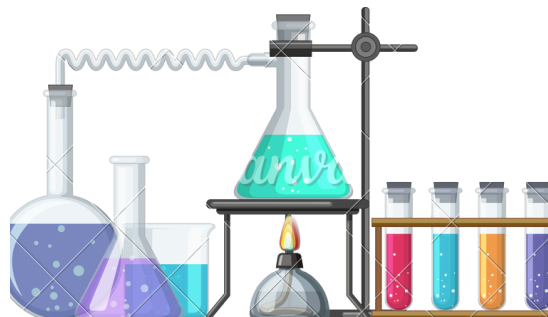
SUBJECT: MATHEMATICS

CHAPTER: LARGE NUMBERS AROUND US

Objective: To develop understanding of large numbers, their usage in real life, place value system, and estimation skills.

1. Write the number names of the following: (a) 45,67,89,321 (b) 9,08,76,543 (c) 7,00,05,006
2. Write the numerals for: (a) Eight crore seventy-five lakh six thousand four hundred twelve (b) Nine crore nine lakh nine thousand nine
3. Expand the following numbers: (a) 6,54,32,109 (b) 8,00,07,045
4. Write the place value of: (a) 5 in 5,67,89,432 (b) 9 in 3,49,56,781
5. Compare using $>$, $<$ or $=$: (a) 7,89,45,321 ___ 7,89,54,321 (b) 5,00,00,000 ___ 4,99,99,999
6. Arrange in ascending order: 8,76,54,321; 8,76,45,321; 8,67,54,321
7. Round off: (a) 4,56,78,921 to nearest lakh (b) 9,87,65,432 to nearest crore
8. Find and write any 5 examples of large numbers used in daily life.
9. Write the population of your state and India in figures and words.
10. Collect data of 5 countries' population and arrange them in descending order.
11. Make a place value chart (Indian system) on a chart paper.
12. Create a number newspaper cutting file with 3 articles and write number names.

13. Population of a city is 8,75,43,210. It increased by 1,25,000. Find new population.
14. Write the greatest and smallest 7-digit numbers using digits 3,5,7,1,9,0,4 (no repetition).
15. Practice 5 HOTS / Olympiad questions daily from this chapter and maintain a separate notebook.



SUBJECT:SCIENCE

A. Activities based on experiential learning (from topic: Nutrition in animals)

Activity 1: Discuss with your parents and grandparents, the way to lead a healthy life. Based on the discussion, design a diet plan for the children of your age group with tips and suggestions to lead a healthy life.

Activity 2: Work on yourself healing power and write various ways to boost your immune system.

Activity 3: **Fast food is not good for health.**

Compose a story (150-200 words) with pictures and drawings with this message wherein a girl or a boy explains to her/his younger brother, the bad effects of eating fast food.

B. Project based learning:

Make an interactive project or working model based on following topics:

Roll no. 1 to 5: Human digestive system.

Roll no. 6 to 10: Photosynthesis in plants

Roll no. 11 to 15: Structure of stomata

Roll no. 16 to 20: Human heart

Roll no. 21 to 25: Blood circulation

Roll no. 26 to 28: Human respiratory system

C. Art integrated project

Paint two white handkerchiefs', using a natural indicator (e.g. turmeric, beetroot, China rose, red cabbage etc.)

Form a pattern on both. (e.g. flower or a design)

On one handkerchief use acidic substance (such as lemon juice)

On other use basic substance (such as soap solution)

(Caution: don't use any strong acid or base)

Note: A separate file should be made to do the writing part of the given holiday homework



विषय – संस्कृत

लिखित कार्य योजना –

1 - सरस्वती वंदना चित्र सहित चार्ट पेपर पर बना करके नीचे सरस्वती वंदना या श्लोक लिखे। (थर्मिकोल सीट पर चिपकाए)


2- सुभाषितानि के सुंदर-सुंदर श्लोक अपनी पाठ्य पुस्तक दीपकम् के पाठ - 2 से लिखकर भावार्थ सहित चार्ट पेपर पर चिपकाए ।

3- पाठ्य पुस्तक (दीपकम्) के किसी एक पाठ पर सुंदर सी पीपीटी / प्रेजेंटेशन तैयार करें। (10 स्लाइड होनी चाहिए)।

4 - सूर्य नमस्कार के सभी आसान को चार्ट पेपर पर बना करके उसमें चिपकाए तथा उसके बारे में लिखे और मंत्र भी लिखें।

मौखिक कार्य योजना – पुस्तक (दीपकम्) से पाठ- 1 और पाठ- 2 के प्रश्न उत्तर को कंठस्थ कीजिए ।

- पाठ्य पुस्तक (दीपकम्) से पाठ तीन और चार पढ़ करके आईए।



SUBJECT: COMPUTER

Artificial Intelligence

General Instructions:

Do all work neatly in a notebook (Separate) or A4 sheets.

Keep answers simple and clear.

Theme: AI Domains & Applications

1. AI Domains Mini Project

Choose any ONE: Computer Vision / Natural Language Processing (NLP) / Data Science

Write the name of the selected domain

Write its meaning (2–3 lines)

Write 2 examples

Draw a diagram related to the domain

2. Application-Based Activity

Write the AI domain for each application:

Face Unlock

Google Assistant

3. Think & Identify

Write which AI domain is used in:

Self-driving cars

Chatbots

Write the reason for each

4. Data Collection Activity

Ask 8–10 people their favourite subject

Write the collected data

Make a table to show the data

5. Data Visualization

Draw a bar graph using the collected data

